

# Studies of Fluorine-Containing Bismaleimide Resins Part I: Synthesis and Characteristics of Model Compounds

Zen-You Wang,<sup>1</sup> Jiau-Ching Ho,<sup>2</sup> Wei-Jye Shu<sup>2</sup>

<sup>1</sup>Department of Chemical Engineering, National Tsing Hua University, Hsinchu, Taiwan, Republic of China

<sup>2</sup>Department of Chemical and Material Engineering, Ta-Hwa Institute of Technology, Chiung-Lin, Hsinchu, Taiwan, Republic of China

Received 20 December 2010; accepted 18 May 2011

DOI 10.1002/app.34949

Published online 1 September 2011 in Wiley Online Library (wileyonlinelibrary.com).

**ABSTRACT:** A series of fluorine-containing bismaleimide (FBMI) monomers are synthesized by a 3-step reaction for using as the applications of low- $k$  materials. The synthesized FBMI monomers are characterized by the  $^1\text{H}$ ,  $^{13}\text{C}$ ,  $^{19}\text{F}$  nuclear magnetic resonance (NMR) spectroscopy and element analysis. These FBMI monomers react with free radical initiator or self-cure to prepare FBMI-polymers. All the self-curing FBMI resins have the glass transition temperatures ( $T_g$ ) in the range of 128–141°C and show the 5% weight loss temperatures ( $T_{5\%}$ ) of 235–293°C in nitrogen atmosphere. The higher heat resistance of self-curing FBMI resin relative to FBMI-homopolymer is due

to its higher crosslinking density. The FBMI resins exhibit improved dielectric properties as compared with commercial bismaleimide (BMI) resins with the dielectric constants ( $D_k$ ) lower than 2.49, which is related to the low polarizability of the C–F bond and the large free volume of  $\text{CF}_3$  groups in the polymers. Besides, the flame retardancy of all these FBMI resins could be enhanced via the introduction of Br-atom. © 2011 Wiley Periodicals, Inc. *J Appl Polym Sci* 123: 2977–2984, 2012

**Key words:** fluorine-containing bismaleimide resins; low- $k$  materials; dielectric constant

## INTRODUCTION

The bismaleimide (BMI) resins are of particular interest because of their relatively low cost, high durability, high modulus, and low flammability. These resins can provide a higher service temperature than the epoxy resins, while still maintaining epoxy-like processing property. As such, they have been widely used as high heat-resistance materials in the aerospace industry, in multilayer printed-circuit boards (PCB), and in surface-mounting devices as well as high-temperature adhesive agents and in many other applications. The double bond of BMI monomers, activated by the presence of carbonyl groups, is excessively electron-depleted. Besides the self-curing of BMI, its reaction with an olefinic compound can also be performed using ENE/Diels–Alder reactions to produce the cured resin.<sup>1,2</sup> Also, it can form various linear polymers<sup>3–5</sup> through Michael-addition reactions. BMI, for example, undergoes the above nucleophilic addition with thiols or hydrogen sulfide to prepare polyimidothioether<sup>6–8</sup> or reacts with diamine to synthesize polyaspartimide.<sup>9–11</sup>

The low- $k$  materials are generally defined as a material with dielectric constant ( $D_k$ ) below 3.9. The  $D_k$  of commercial epoxies, for example, are about

3.3–3.5. It is well known that incorporation of fluorinated groups into polymer's structure could effectively improve the dielectric property for applications in PCB substrates and electronic packaging technology. The  $D_k$  of polymer materials could be decreased sufficiently, which is related to the low polarizability of the carbon–fluorine (C–F) bond as well as the large molecular free volume in opposition to other atoms.<sup>12</sup> Besides, the hydrophobic and oleophobic nature of perfluorinated alkyl groups could reduce  $T_g$  of materials and further decrease the dielectric constants.<sup>13</sup> The incorporation of fluorinated substituents in the network structure of epoxies will improve the resins durability in moist environments and lower their moisture adsorption.<sup>14</sup> In investigation of fluorinated polymer materials, Sasaki<sup>15</sup> incorporated perfluorobutenyloxy groups into the chain of epoxy resins and found that dielectric constant of the materials decreased to 2.7–2.8. Sasaki and Nakamura<sup>16</sup> reported that fluorine modified bisphenol-A type epoxy could reduce the water adsorption by 75%. Maruno et al.<sup>17</sup> developed a novel fluorinated epoxy resin with alicyclic segments, which had improved optical transparency and low refractive index properties. Further, many high functional fluorinated epoxy resins, such as fluorinated epoxy acrylate for optical communication devices,<sup>18</sup> fluorinated resins for surface modifier or high-performance elastomers in UV-curing system,<sup>19–21</sup> and many studies based on blends of epoxy resins and versatile type resins had been

Correspondence to: W.-J. Shu (shu@thit.edu.tw).

explored.<sup>22–24</sup> However, recently, fluorinated polyimides have received much attention on optoelectronics industry because of their thermal properties and low dielectric constants for intermetal dielectric materials.<sup>13</sup> Many studies demonstrate the synthesis of fluorine-containing polyimides by the incorporation of trifluoro-methyl groups and perfluoroalkyl groups, etc to reduce  $D_k$  and moisture adsorption and improve optical properties.<sup>25,26</sup> A problem often encountered with low  $T_g$  by introduction of perfluorinated alkyl group. Therefore, novel fluorinated polyimides with improving  $T_g$  were synthesized and characterized.<sup>27,28</sup>

The main objective of this research was to synthesize a series of novel F-containing bismaleimide monomers by a 3-step reaction. The applications of all the fluorine-containing bismaleimide (FBMI) monomers as the low- $k$  materials or modifier in the blending systems of general resins would then be discussed.

## EXPERIMENTAL

### Materials

4-Aminophenol, 4-amino-2,6-dibromophenol, maleic anhydride, and cuprous(I) chloride were obtained from Lancaster. Triethyl amine (TEA) was obtained from TEDIA. Tetrafluoro-succinic acid (TFSA, tetrafluoro-butanedioic acid), hexafluoro-glutaric acid (hexafluoro-pantanedioic acid) and 4,4'-(hexafluoro-isopropylidene)bisbenzoic acid were obtained from Aldrich. Thionyl chloride was obtained from TCI. Cobalt acetate was obtained from Showa. All reagents were used as received. Tetrahydrofuran (THF) was distilled after dehydration with sodium. *N,N*-Dimethylformamide (DMF) was dried by  $\text{CaH}_2$  over night. The other solvents were purified by conventional methods.

## SYNTHESIS

### *N*-Hydroxyphenyl maleimide

#### *N*-Hydroxyphenylmaleimide (4HPMI)

The nitrogen gas through a nitrogen purge tube is injected into a three-neck flask equipped with a teflon stirrer and a thermometer.<sup>29,30</sup> The reaction system is cooled with cold water to maintain the temperature below 15°C. This flask is first added into the solution of maleic anhydride (11 g) in 50 mL of DMF and again added dropwise into 4-aminophenol 10 g (0.0917 mol) to obtain the mixture, which is stirred about 2 h in water bath below 15°C with nitrogen purge so as to obtain a clear amic acid solution. Then a mixture containing 5.5 g of phosphorus pentoxide, 2.5 g of sulfuric acid and 50 mL of DMF is added dropwise into this amic acid solution dur-

ing a period of one hour. The resulting mixture, after stirring at 80°C about 6 h, is cooled and poured into 500 mL of ice water to obtain the precipitate, which is washed with de-ionic water and recrystallized with isopropanol, and further dried *in vacuo* to obtain a *N*-hydroxyphenyl maleimide.

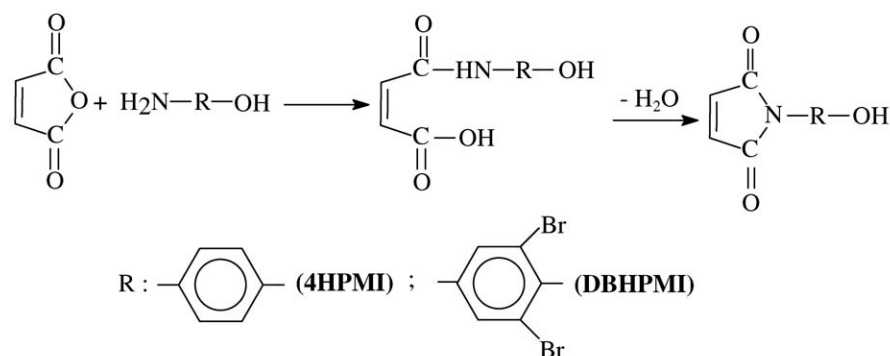
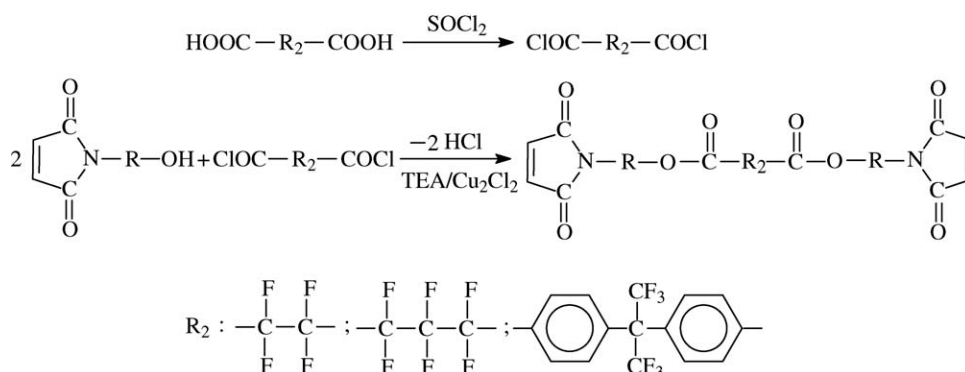
#### *N*-(2,6-dibromo-4-hydroxyphenyl)maleimide (DBHPMI)

With the same type of flask as above, 10 g (0.0288 mol) 4-amino-2,6-dibromophenol are added gradually to a solution of maleic anhydride (3.5 g) in 50 mL THF and the mixture is stirred 5 h in a water bath to obtain a clear amic acid solution.<sup>31</sup> The mixture including stoichiometric amounts of acetic anhydride, 0.5 g cobalt acetate and 1.5 g TEA, is added dropwise to this solution of amic acid already raised temperature to 80°C. After stirring 5 h, the mixture is distilled to remove THF and obtain the precipitate. The precipitate is washed several times with de-ionic water to reach a neutral state and recrystallized several times with ethyl acetate/*n*-hexane to obtain the bromine-containing *N*-phenyl maleimide monomer dried under reduced pressure.

### Fluorine-containing bismaleimide monomers

F-containing diacid (0.06 mol), such TFSA, and thionyl chloride (200 mL) are added in a 500 mL flask equipped with a reflux condenser and then two drops of DMF are added.<sup>32</sup> The mixture is refluxed for 6 h under stirring followed by vacuum distillation to remove the residue thionyl chloride. After cooling to room temperature, the precipitate is afforded and collected by filtration. The crude product is purified by recrystallization from anhydrous petroleum ether. The powder of diacyl chloride is obtained after dried *in vacuo*.

The dissolution of 0.025 mol of *N*-hydroxyphenyl maleimide, 3 mL of TEA, and 0.012 g of  $\text{Cu}_2\text{Cl}_2$  in 100 mL of THF is put into the same type of flask setup as above with an ice bath and nitrogen purge at a fixed flow rate. The solution of 0.01 mol of diacyl chloride in 50 mL of THF is added gradually to the above mixture during a period of 2 h. Then the reaction for this mixture is kept at 40°C for another 12 h. The resulting mixture is filtered to remove the precipitate of amine hydrochloride, and then distilled to remove THF solvent to obtain the product, which is again dissolved in 100 mL of ethyl acetate and extracted by a 1% NaOH solution to obtain the organic layer. This organic solution dried by anhydrous magnesium sulfate is distilled under reduced pressure to obtain the precipitate, which is recrystallized several times with *n*-hexane and then dried *in vacuo* to obtain the FBMI monomer.

**Step1:** Synthesis of *N*-hydroxyphenyl maleimide monomer**Step2-3:** Synthesis of F-containing bismaleimide monomers

**Scheme 1** Synthesis of fluorine-containing bismaleimide monomers. Step 1: Synthesis of *N*-hydroxyphenyl maleimide monomer. Step 2 and 3: Synthesis of F-containing bismaleimide monomers.

**Fluorine-containing bismaleimide polymers**

The bismaleimide monomer synthesized above, 2,2-azobisisobutyronitrile (10 mmol/L) as initiator, and toluene as a solvent are added into a single-port flask.<sup>33</sup> The free radical polymerization of this mixture is held in a microwave cavity (Discover, CEM) for 60 min at 100°C and maximum-power of 250 W. And then, toluene is removed under reduced pressure to obtain a mixture, which is again dissolved in dichloromethane and precipitated by methyl alcohol several times to obtain the soluble FBMI-homopolymer. The resulting product after drying *in vacuo* is weighed to obtain a yield of about 60–69%. In addition, the FBMI monomer synthesized above is also heated at 230°C for 2 h with nitrogen purge at a fixed flow rate to form the FBMI self-curing resin.

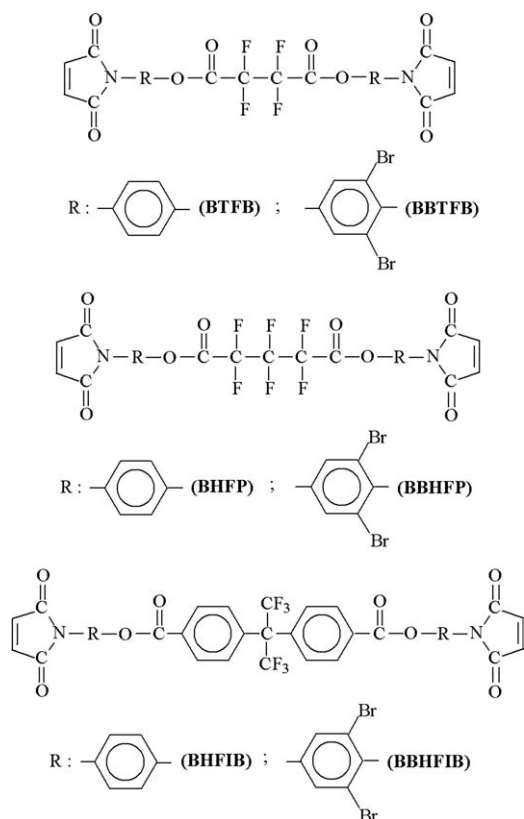
**Instrumentation**

The <sup>1</sup>H, <sup>13</sup>C, <sup>19</sup>F nuclear magnetic resonance (NMR) spectra of all the monomers synthesized above are analyzed by Bruker MSL Nuclear Magnetic Resonance Spectrometer. The element analyses (C, H, N) of these above monomers are performed by a Heraeus CHN–O Rapid element Analyzer. The FTIR spectra of all the monomers and polymers synthesized above

are analyzed by a Nicolet Omnic 3 Fourier Transform Infrared Reflection spectrophotometer. A Waters 510 gel permeation chromatography (GPC) system after using standard samples of polystyrene with narrow molecular weight distribution calibrating is then used to analyze the molecular weight distributions of the phosphonate-containing polyaspartimides with a sample concentration of 0.5 wt % in THF as effluent flow at a flow rate of 1.0 mL/min. The melting temperature, curing temperature and glass transition temperature of these polymers are analyzed by DSC (TA-Instruments DSC-Q10) at a heating rate of 10°C/min in N<sub>2</sub>. The thermal decomposition of the silicon-containing BMI resins is analyzed by TGA (TA-Instruments TGA-Q50) at a heating rate of 20°C/min in N<sub>2</sub> or air. The electrical properties are measured on a Precision Component Analyzer (Wayne Kerr 6440B).

**RESULTS AND DISCUSSION**

A series of soluble F-containing bismaleimide monomers have been synthesized through a 3-step process as shown in Scheme 1. The first step is the synthesis of *N*-hydroxyphenyl maleimide via imide-reaction,<sup>29–31</sup> and the second and third steps are the synthesis of F-containing bismaleimide monomers



**Figure 1** Chemical structure of fluorine-containing BMI monomers.

via condensation reaction.<sup>32</sup> The monomer structures so obtained are shown as Figure 1.

### Structure identification of bismaleimide monomers

#### Bis(4,4'-maleimidophenyl)tetrafluorobutanedioate (BTFB)

Yield 69% as a dark brown powder, m.p. 146°C, curing temp. 200°C. <sup>1</sup>H-NMR (*d*-DMSO), δ (ppm): 7.10 (4H, s, -CO-CH=CH-CO-); 7.05 (4H, d, *J* = 8.5 Hz, 2'-H, 6'-H), 6.89 (4H, d, *J* = 8.5 Hz, 3'-H, 5'-H). <sup>13</sup>C-NMR (*d*-DMSO), δ (ppm): 170.4 (2-C=O), 157.1 (4'-C-O-), 154.8 (t, *J* = 28.5 Hz, O-CO-), 134.6 (-CO-CH=CH-CO-), 125.4 (tt, *J* = 290.3, 30.5 Hz, -CF<sub>2</sub>), 122.6 (1'-C-N-), 128.4 (3'-C, 5'-C), 116.3 (2'-C, 6'-C). <sup>19</sup>F NMR (*d*-DMSO), δ (ppm): -64.6 (C-F). EA(%): C, 54.2; H, 2.2; O, 23.8; N, 5.1 (calc.: C, 54.1; H, 2.3; O, 24.1; N, 5.3).

#### Bis(4,4'-maleimidophenyl)hexafluoropentanedioate (BHFP)

Yield 66% as a dark brown powder, m.p. 141°C, curing temp. 204°C. <sup>1</sup>H-NMR (*d*-DMSO), δ (ppm): 7.09 (4H, s, -CO-CH=CH-CO-); 7.06 (4H, d, *J* = 8.0 Hz, 2'-H, 6'-H), 6.83 (4H, *J* = 8.0 Hz, 3'-H, 5'-H). <sup>13</sup>C-NMR (*d*-DMSO), δ (ppm): 171.1 (2-C=O), 157.1 (4'-C-O-), 156.3, (t, *J* = 27.6 Hz, O-CO-), 142.4 (t, quintet, *J* =

290.3, 29.5 Hz, -CF<sub>2</sub>-CF<sub>2</sub>-CF<sub>2</sub>-), 134.6 (-CO-CH=CH-CO-), 118.3 (tt, *J* = 305.6, 29.5 Hz, -CF<sub>2</sub>-CF<sub>2</sub>-CF<sub>2</sub>-), 122.6 (1'-C-N-), 128.5 (3'-C, 5'-C), 115.5 (2'-C, 6'-C). <sup>19</sup>F NMR (*d*-DMSO), δ (ppm): -63.2 (C-F); -63.3 (CF-CF-CF). EA (%): C, 51.9; H, 2.0; O, 21.9; N, 4.6 (calc.: C, 51.5; H, 2.1; O, 22.0; N, 4.8).

#### Bis(4,4'-maleimidophenyl)hexafluoro-isopropylidene bisbenzoate (BHFB)

Yield 61% as a brown powder, m.p. 155°C, curing temp. 210°C. <sup>1</sup>H-NMR (*d*-DMSO), δ (ppm): 7.21 (4H, d, *J* = 8.3 Hz, 2''-H, 6''-H), 7.12 (4H, s, -CO-CH-CH-CO-), 7.05 (4H, d, *J* = 8.3 Hz, 3''-H, 5''-H), 7.01 (4H, s, 2'-H, 6'-H), 6.87 (4H, s, 3'-H, 5'-H). <sup>13</sup>C-NMR (*d*-DMSO), δ (ppm): 171.3 (2-C=O), 158.2 (O-CO-), 157.9 (4'-C-O-), 133.2 (4''-C-), 134.2 (-CO-CH=CH-CO-), 129.6 (2''-C, 6''-C), 129.2 (3''-C, 5''-C), 128.4 (1''-C), 126.3 (q, <sup>1</sup>J<sub>C-F</sub> = 284.3 Hz, -CF<sub>3</sub>), 124.3 (1'-C-N-), 124.5 (3'-C, 5'-C), 119.6 (2'-C, 6'-C), 58.2 (m, CF<sub>3</sub>-C-CF<sub>3</sub>). <sup>19</sup>F NMR (*d*-DMSO), δ (ppm): -120 (CF<sub>3</sub>). EA (%): C, 60.2; H, 2.7; O, 17.6; N, 3.9 (calc.: C, 60.5; H, 2.7; O, 17.4; N, 3.8).

#### Bis(2,6-dibromo-1-(N-maleimido)phenyl)tetrafluorobutanedioate (BBTFB)

Yield 65% as a brown powder, m.p. 145°C, curing temp. 205°C. <sup>1</sup>H-NMR (*d*-DMSO), δ (ppm): 7.51 (4H, s, -CO-CH=CH-CO-); 7.17 (4H, s, 2'-H, 6'-H). <sup>13</sup>C-NMR (*d*-DMSO), δ (ppm): 170.7 (2-C=O), 158.2 (4'-C-O-), 155.3 (t, *J* = 28.2 Hz, O-CO-), 133.5 (-CO-CH=CH-CO-), 125.4 (tt, *J* = 293.5, 32.3 Hz, -CF<sub>2</sub>), 123.1 (1'-C-N-), 127.3 (3'-C, 5'-C), 121.9 (2'-C, 6'-C). <sup>19</sup>F NMR (*d*-DMSO), δ (ppm): -75.6 (C-F). EA (%): C, 34.2; H, 1.0; O, 15.0; N, 3.4 (calc.: C, 34.0; H, 0.9; O, 15.1; N, 3.3).

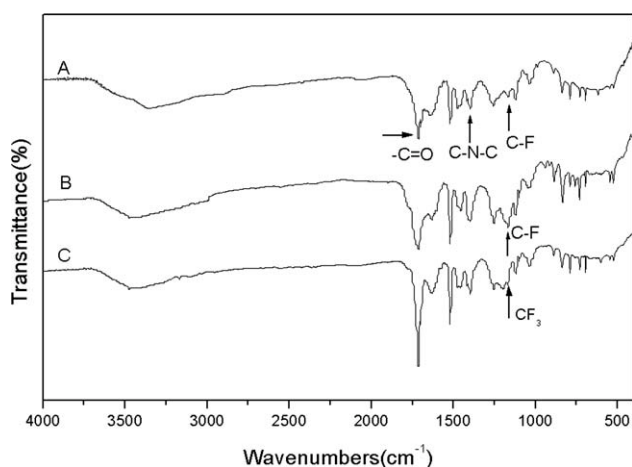
#### Bis(2,6-dibromo-1-(N-maleimido)phenyl)hexafluoropentanedioate (BBHFP)

Yield 63% as a brown powder, m.p. 140°C, curing temp. 208°C. <sup>1</sup>H-NMR (*d*-DMSO), δ (ppm): 7.59 (4H, s, -CO-CH=CH-CO-); 7.16 (4H, s, 2'-H, 6'-H). <sup>13</sup>C-NMR (*d*-DMSO), δ (ppm): 171.5 (2-C=O), 157.7 (t, *J* = 27.3 Hz, O-CO-), 156.5 (4'-C-O-), 143.9 (-CO-CH=CH-CO-), 143.5 (t, quintet, *J* = 283.3, 27.6 Hz, -CF<sub>2</sub>-CF<sub>2</sub>-CF<sub>2</sub>-), 123.2 (tt, *J* = 295.6, 27.6 Hz, -CF<sub>2</sub>-CF<sub>2</sub>-CF<sub>2</sub>-), 121.5 (1'-C-N-), 127.8 (3'-C, 5'-C), 120.3 (2'-C, 6'-C). <sup>19</sup>F NMR (*d*-DMSO), δ (ppm): -74.2 (C-F); -74.3 (CF-CF-CF). EA (%): C, 33.6; H, 1.0; O, 13.1; N, 3.0 (calc.: C, 33.4; H, 0.9; O, 13.3; N, 3.1).

#### Bis(2,6-dibromo-1-(N-maleimido)phenyl)hexafluoro-isopropylidene bisbenzoate (BBHFB)

Yield 60% as a brown powder, m.p. 152°C, curing temp. 215°C. <sup>1</sup>H-NMR (*d*-DMSO), δ (ppm): 7.62 (4H,





**Figure 2** FTIR spectra of BTFB (A), BHFP (B), and BHFIB (C) monomers.

s, 2''-H, 6''-H); 7.52 (4H, s,  $-\text{CO}-\text{CH}=\text{CH}-\text{CO}-$ ); 7.15 (4H, s, 3''-H, 5''-H); 7.11 (4H, s, 2'-H, 6'-H).  $^{13}\text{C}$ -NMR (*d*-DMSO),  $\delta$  (ppm): 171.5 (2-C=O), 158.3 (O-CO-), 158.2 (4'-C-O-), 132.3 (4''-C-), 133.2 ( $-\text{CO}-\text{CH}=\text{CH}-\text{CO}-$ ), 131.2 (q,  $^1J_{\text{C-F}} = 302.5$  Hz,  $-\text{CF}_3$ ), 129.2 (1''-C), 128.2 (2''-C, 6''-C), 127.8 (3''-C, 5''-C), 124.7 (1'-C-N-), 122.4 (3'-C, 5'-C), 121.9 (2'-C, 6'-C), 59.1 (m,  $\text{CF}_3-\text{C}-\text{CF}_3$ ).  $^{19}\text{F}$  NMR (*d*-DMSO),  $\delta$  (ppm): -129 ( $\text{CF}_3$ ). EA (%): C, 42.6; H, 0.8; O, 12.1; N, 2.6 (calc.: C, 42.3; H, 0.8; O, 12.2; N, 2.7).

### Characteristics of bismaleimides

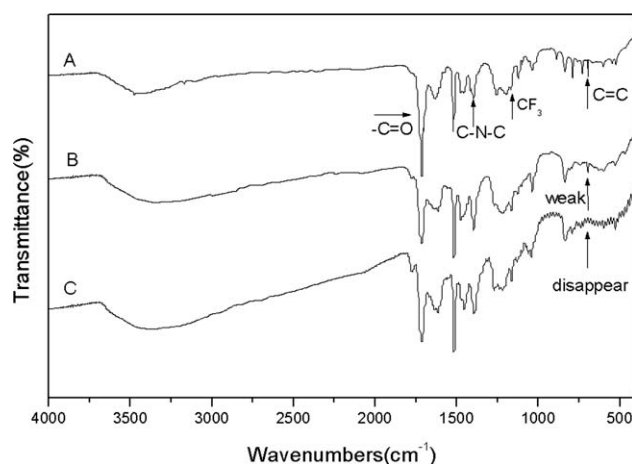
According to the analysis of NMR, all monomers show the maleimide proton signals at  $\delta$  7.0–7.6 (s). The aromatic proton signals at  $\delta$  7.0–7.2 (d) represent the para-substituted benzene moiety in BTFB, BHFP, and BHFIB, while the signals at  $\delta$  7.0–7.2 (s) represent 1,3,4,5-substituted benzene moiety in BBTFB, BBHFP, and BBHFIB. The  $^{13}\text{C}$ -NMR data at  $\delta$  155–159 (t) show the disubstituted fluorocarbon linkage to ester group in BTFB, BHFP, BBTFB, and BBHFP. The carbon signals  $\delta$  143–145 (t, quintet) and 119–121 (tt) represent  $-\text{CF}_2-\text{CF}_2-\text{CF}_2-$  moiety in BHFP and BBHFP. The carbon signals  $\delta$  131.2 (q) and 59.1 (m) exhibit  $\text{CF}_3-\text{C}-\text{CF}_3$  moiety in BHFIB and BBHFIB.

Figure 2 shows the FTIR spectra of BTFB, BHFP, and BHFIB monomers. The characteristic absorption peaks of the above FBMI monomers can be seen from the FTIR spectra such as  $\nu$  ( $\text{cm}^{-1}$ ): 1713 (C=O); 1597, 1520 (C=C from benzene); 831 (disubstitution of benzene); 1400 (C-N-C); 697 (C=C from maleimide ring); 1175 ( $\text{CF}_3$  of BHFIB) and 1200 (C-F of BTFB/BHFP) etc. Figure 3 shows the FTIR spectra of BHFIB monomer, homopolymer, and self-curing resin, respectively. These FBMI resins can be identified from the FTIR spectra, which their C=C characteristic absorption peaks at position  $690\text{ cm}^{-1}$  have

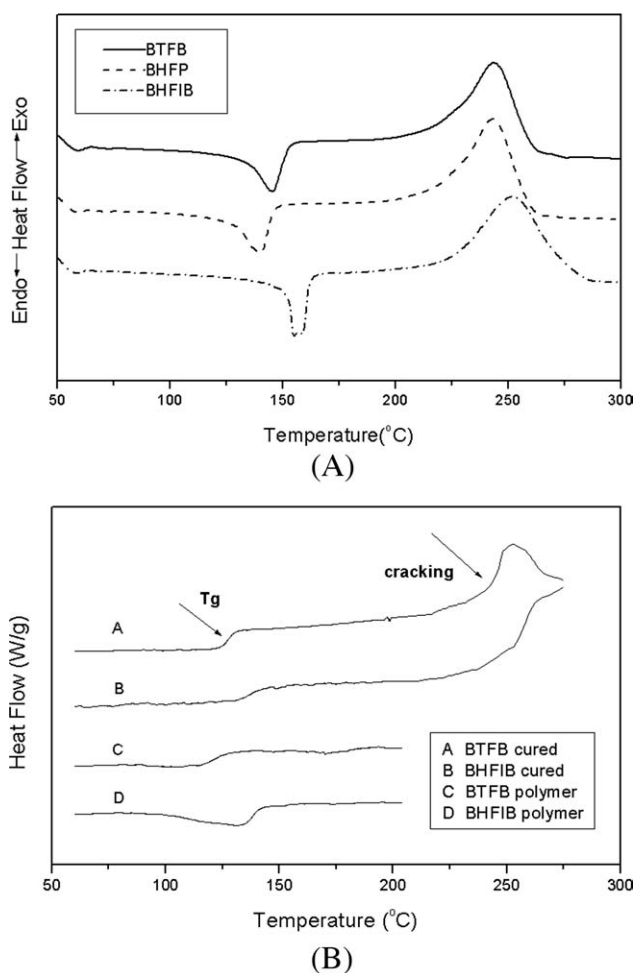
been attenuated by the free radical polymerization reaction but their nonpolymerized C=C bond from maleimide ring still exists. The result of these polymers still exist some unsaturated double bond reflects the fact that their free radical polymerization due to hindrance from imide and benzene ring, or comb-like structures themselves, inhibits their completed reaction of double bond.

The curves of Br-free FBMI monomers measured by DSC at a heating rate of  $10^\circ\text{C}/\text{min}$  in nitrogen atmosphere are shown in Figure 4. There are similar melting endothermic peaks around  $141\text{--}155^\circ\text{C}$  and curing exothermic peak in the range of  $230\text{--}260^\circ\text{C}$  for these monomers. The general commercial BMI-resin always has a melting temperature too close to its exothermic curing temperature leading to lower its processing window<sup>34</sup> and its viscosity will increase rapidly to obstruct its evolution of blebs. In the contrast, the margin between the melting temperature and the initial polymerization temperature of these F-containing BMI monomers are relatively larger, thus allowing a bigger processing window for a better fusing fluidity and processing. Therefore, the self-curing of these BMI monomers is more easily. As comparing the  $T_g$  of the above homopolymers or self-curing resins as shown in Figure 4(b) and given in Table I, the BHFIB<sup>5</sup> due to the high density of benzene ring is higher than the other series. When the FBMI self-curing resins are heated in nitrogen, as seen in Figure 4(b), there is almost no other crosslinking reaction before cracking.

The thermal decomposition properties of TGA curves of FBMI homopolymers and self-curing resins measured in nitrogen and air atmosphere, respectively, are listed in Table I. The TGA curves of BTFB resins measured in nitrogen and air atmosphere are shown in Figure 5. The decomposition for the FBMI resins is a one-stage and two-stage process in nitrogen and air atmosphere, respectively. The second-



**Figure 3** FTIR spectra of BHFIB monomer (A), homopolymer (B), and self-curing resin (C).



**Figure 4** DSC curves of FBMI (A) monomers (B) homopolymers and self-curing resins.

stage in air ought to produce the combustion reaction of carbonization under oxidation environment of high temperature. Besides, the  $T_{5\%}$  of self-curing resins is higher than that of homopolymer. These results indicate that the higher the crosslinking extent of the FBMI resin is, the higher its thermal stability is. As the data given in Table I, the  $T_{5\%}$  of BHFIB homopolymer (237°C) in nitrogen is higher than that of the BTFB one (234°C), similar to the results of  $T_g$  of these polymers. This may due to the higher phenyl density of BHFIB resins.

The TGA curves of Br-containing FBMI cured resins measured in nitrogen and air atmosphere are shown in Figure 6. The decomposition for the cured FBMI resin is also a one-stage and two-stage process in nitrogen and air atmosphere, respectively. As the FBMI resin was heated in nitrogen or air, its first-stage should be initialized from scission of its halogen linkage because of its weaker bond energy and then, followed by the random chain scission and carbonization reactions of its five-membered ring and imide chain. Besides, its second-stage in air ought to produce the combustion reaction of carbonization under oxidation environment of high temperature. As the data given in Table I, the flame retardancy of all these FBMI resins could be enhanced via the introduction of Br-atom. The char yield of FBMI resins is increased with increasing the Br content in  $N_2$ . Although the char yield of the FBMI resins pyrolyzed in air is not obviously increased with increasing the Br content, the maximum rates of weight loss of these polymers are decreased and the pyrolysis curves moved to higher temperature as the Br

**TABLE I**  
Molecular Weights and Thermal Properties of FBMI Homopolymers and Self-Curing Resins

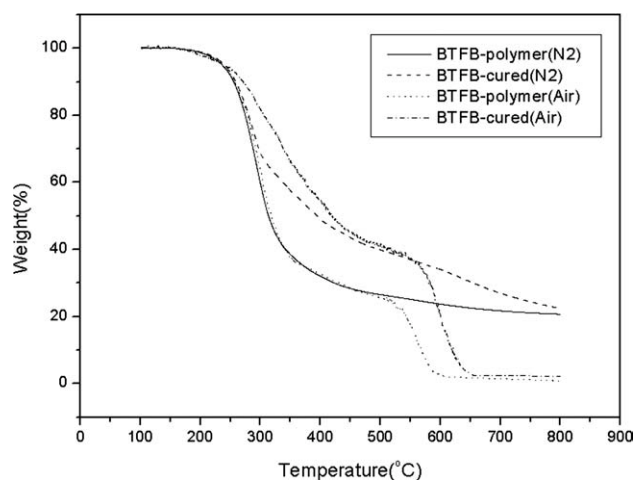
Monomer	Yield (wt %)	$M_w^a$	$M_n^a$	$T_g$ (°C) <sup>b</sup>	$T_{5\%}$ (°C) <sup>c</sup>		Char at 800°C (wt %) <sup>c</sup>	
					$N_2$	Air	$N_2$	Air
BTFB (polym.)	69	$1.70 \times 10^4$	$8.71 \times 10^3$	123	234	238	20.7	0.8
BTFB (cured) <sup>d</sup>	—	—	—	128	240	242	22.5	2.2
BHFP (polym.)	66	$1.63 \times 10^4$	$7.63 \times 10^3$	126	232	236	21.5	1.5
BHFP (cured) <sup>d</sup>	—	—	—	132	235	237	24.7	2.8
BHFIB (polym.)	61	$1.99 \times 10^4$	$8.16 \times 10^3$	132	237	242	23.5	2.2
BHFIB (cured) <sup>d</sup>	—	—	—	137	251	253	25.4	3.2
BBTFB (polym.)	65	$1.89 \times 10^4$	$8.88 \times 10^3$	128	259	263	38.6	2.4
BBTFB (cured) <sup>d</sup>	—	—	—	131	287	289	39.7	7.8
BBHFP (polym.)	63	$1.78 \times 10^4$	$7.94 \times 10^3$	132	245	249	33.8	2.2
BBHFP (cured) <sup>d</sup>	—	—	—	136	265	267	36.0	5.2
BBHFIB (polym.)	60	$2.09 \times 10^4$	$8.45 \times 10^3$	137	260	265	25.8	2.0
BBHFIB (cured) <sup>d</sup>	—	—	—	141	293	295	30.0	4.6

<sup>a</sup> Distribution of molecular weight is tested by GPC with a concentration of 0.5 wt % sample in THF.

<sup>b</sup> The glass transition temperature ( $T_g$ ) is analyzed by DSC at a heating rate of 10°C/min in  $N_2$ .

<sup>c</sup> The  $T_{5\%}$  and char at 800°C represents the onset temperature of 5% weight loss and yield of solid residue, respectively, analyzed by TGA at a heating rate of 20°C/min in  $N_2$  or air.

<sup>d</sup> Self-curing at 230°C for 2 h.

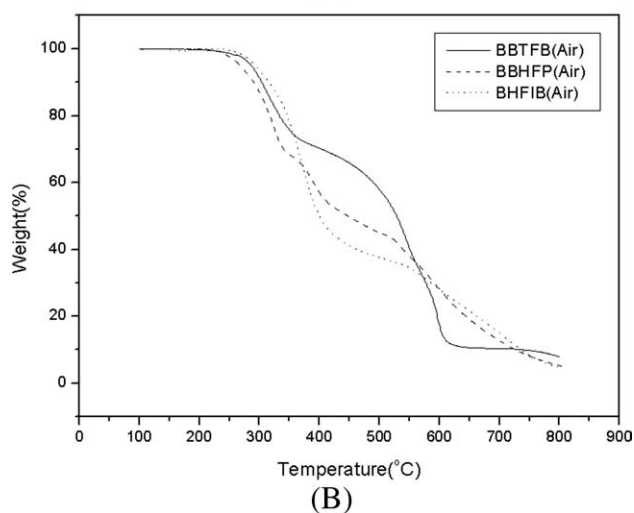
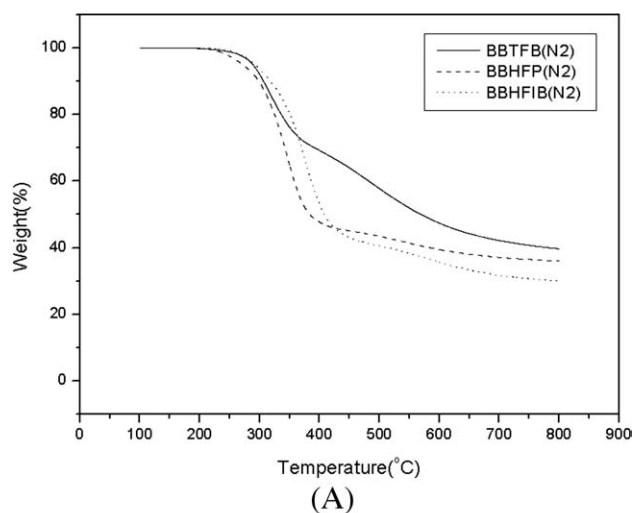


**Figure 5** TGA curves of BTFB homopolymers and self-curing resins.

content was increased. The results of lower weight loss rates during pyrolysis of Br-containing system still showed that the introduction of Br-atom improved flame retardancy. The char yields at 800°C of BTFB cured resin, for examples, are around 39.7 and 7.8% in nitrogen and air atmosphere, respectively.

### Solubility properties

The solubility of synthesized FBMI monomers and homopolymers was tested in various organic solvents and the results are summarized in Table II. The solubility behavior of the FBMI resins depended on their chain packing density and intermolecular interactions. Thus, the FBMI with more flexible C–F chain such BHFP series generally displayed a higher solubility than those with more rigid components such as BHFIB series. In aprotic polar solvents, such as NMP (*N*-methyl-2-pyrrolidone), DMF, DMAc



**Figure 6** TGA curves of Br-containing FBMI self-curing resins (A) in N<sub>2</sub> (B) in air.

(*N,N*-dimethylacetamide), and DMSO (dimethyl sulfide), they showed good solubility and even in less polar solvents, like *m*-cresol, THF, and MC

**TABLE II**  
Solubility of FBMI Monomers and Homopolymers

Monomer/polymer	Solvents <sup>a</sup>							
	NMP	DMF	DMAc	DMSO	<i>m</i> -Cresol	THF	MC	Acetone
BTFB (mono.)	++	++	++	++	++	++	++	++
BTFB (polym.)	++	++	++	++	+	++	++	++
BHFP (mono.)	+++	+++	+++	+++	++	++	++	++
BHFP (polym.)	+++	+++	+++	+++	++	++	++	++
BHFIB (mono.)	++	++	++	++	+	+	+	+
BHFIB (polym.)	++	++	++	+	+	+	+	+
BBTFB (mono.)	++	++	++	++	+	+	+	++
BBTFB (polym.)	++	++	++	++	+	+	+	+
BBHFP (mono.)	++	+++	++	++	++	++	++	++
BBHFP (polym.)	++	++	++	++	++	++	+	++
BBHFIB (mono.)	++	++	++	++	+	+	+	+
BBHFIB (polym.)	++	++	++	++	+	+	+	+

<sup>a</sup> Solubility was determined with 10 mg of sample in 1 mL of solvent.

+++ : Soluble at room temperature; ++ : soluble on heating at 100°C; + : partial soluble on heating; – : insoluble on heating.

**TABLE III**  
Dielectric Constants of FBMI Homopolymers  
and Self-Curing Resins

Monomer	F (%)	Br (%)	$k$
BTFB (polym.)	14.3	0	2.31
BTFB (cured)	14.3	0	2.28
BHFP (polym.)	19.6	0	2.21
BHFP (cured)	19.6	0	2.18
BHFIB (polym.)	15.5	0	2.29
BHFIB (cured)	15.5	0	2.20
BBTFB (polym.)	9.0	37.7	2.49
BBTFB (cured)	9.0	37.7	2.45
BBHFP (polym.)	12.7	35.6	2.42
BBHFP (cured)	12.7	35.6	2.38
BBHFIB (polym.)	10.9	30.5	2.38
BBHFIB (cured)	10.9	30.5	2.40

(methylene chloride), they were soluble. This might be due to the presence of the flexible C—F ester structure and the bulky CF<sub>3</sub> group, which further hindered dense chain packing and reduced chain-chain interactions.

#### Electrical and dielectric properties

The electrical properties of the FBMI resins were studied by measuring the dielectric constant ( $D_k$ ). The  $D_k$  for the FBMI resins were measured by a dielectric spectrometer at 500 MHz and ambient temperature. The dielectric constants of FBMI resins are listed in Table III. The  $D_k$  of these resins decreases with the increase of the fluorine content. All the  $D_k$ 's of FBMI resins are lower than 2.49. The  $D_k$  of BHFP cured resin is lowered even to 2.18. The decreased dielectric constants of the fluorinated resins can be interpreted by the low polarizability of the C—F bond and the large free volume of CF<sub>3</sub> groups. These results suggested that the C—F bond or CF<sub>3</sub> groups in the network structure of FBMI resins play an important role in their electrical and dielectric performances.

#### CONCLUSIONS

The synthesis of a series of soluble F-containing bismaleimide monomers by a 3-step process has been performed with imide and condensation reactions. The temperature margin between fusing temperature and initial self-curing temperature for FBMI monomer is relatively larger than that for the commercial BMI-resin, indicating that these FBMI produce a larger processing window. This result makes the higher self-curing degree and increases the thermal stability. The higher heat resistance of FBMI self-curing resin relative to FBMI-homopolymer is due to its higher cross-linking density. The  $T_g$  and the thermal stability of the BHFIB series resin with high phenyl density is higher than those of the others. The FBMI resins exhibit improved dielectric properties as compared with com-

mercial bismaleimide resins with the  $D_k$  lower than 2.49. Besides, the flame retardancy of all these FBMI resins could be enhanced via the introduction of Br-atom. All the novel F-containing bismaleimide monomers can be applied as the low- $k$  materials or modifier in the blending systems of general resins.

#### References

- Ottenbrite, R. M.; Smith, J. G.; Yoshimatsu, A. *Polym Prepr* 1987, 28, 280.
- Ottenbrite, R. M.; Smith, J. G. *Polym Prepr* 1989, 30, 169.
- Harris, F. W.; Norris, S. O. *J Polym Sci Polym Chem Ed* 1973, 11, 2143.
- Ryntz, R. A.; Kohl, R. T. *Polym Prepr* 1983, 24, 322.
- Sun, K. K. *Macromolecules* 1987, 20, 726.
- Crivello, J. V. *J Polym Sci Polym Chem Ed* 1976, 14, 159.
- White, J. E.; Scaia, M. D.; Snider, D. A. *Polym Prepr* 1985, 26, 132.
- Koelling, A.; Sirendran, G.; James, W. J. *J Appl Polym Sci* 1992, 45, 669.
- Crivello, J. V. *J Polym Sci Polym Chem Ed* 1973, 11, 1185.
- Varma, I. K.; Gupta, A. *J Polym Sci Polym Lett Ed* 1982, 20, 621.
- Shu, W. J.; Perng, L. H.; Chin, W. K. *J Appl Polym Sci* 2002, 83, 1919.
- Van Krevelen, D. W. *Properties of Polymers*, 3rd ed.; Elsevier: Amsterdam, 1990; p 321.
- Maier, G. *Prog Polym Sci* 2001, 26, 3.
- Hu, H. P.; Gilbert, R. D.; Fornes, R. E. *J Polym Sci Part A: Polym Chem* 1987, 25, 1235.
- Sasaki, S. *J Polym Sci Polym Lett Ed* 1986, 24, 249.
- Sasaki, S.; Nakamura, K. *J Polym Sci Polym Chem Ed* 1984, 22, 831.
- Maruno, T.; Nakamura, K.; Murata, N. *Macromolecules* 1996, 29, 2006.
- Maruno, T.; Nakamura, K. *J Appl Polym Sci* 1991, 42, 2141.
- Sangermano, M.; Bongiovanni, R.; Malucelli, G.; Priola, A.; Policino, A.; Recca, A. *J Appl Polym Sci* 2003, 89, 1524.
- Hu, Z.; Pitet, L. M.; Hillmyer, M. A.; DeSimone, J. M. *Macromolecules* 2010, 43, 10397.
- Hu, Z.; Finlay, J. A.; Chen, L.; Betts, D. E.; Hillmyer, M. A.; Callow, M. E.; Callow, J. A.; DeSimone, J. M. *Macromolecules* 2009, 42, 6999.
- Dammont, F. R.; Kwei, T. K. *J Polym Sci Part A-2: Polym Phys* 1967, 5, 761.
- Twardowski, T. E.; Geil, P. H. *J Appl Polym Sci* 1990, 41, 1047.
- Lee, J. R.; Jin, F. L.; Park, S. J. *J Appl Polym Sci* 2005, 98, 1860.
- Ryan, E. T.; McKerrow, A. J.; Leu, J.; Ho, P. S. *MRS Bull* 1997, 22, 49.
- Mercer, F. W.; McKenzie, M. T. *High Perform Polym* 1993, 5, 97.
- Li, F.; Fang, S.; Ge, J.; Honigfort, P. S.; Chen, J. C.; Harris, F. W.; Chen, S. Z. D. *Polymer* 1999, 40, 4571.
- Yang, C. Y.; Hsu, S. L. C.; Chen, J. S. *J Appl Polym Sci* 2005, 2064, 98.
- Kawahara, H.; Maikuma, T. *Jpn. Pat.* 1974, Japan Kokai JP7,435,397.
- Oba, M.; Kawamata, M.; Tsuboi, H.; Koga, S. *Jpn. Pat.* 1979, Japan Kokai Tokkyo Koho JP7,9 66,671.
- Turner, S. R.; Arkus, R. A.; Houle, C. G.; Schleigh, W. R. *Polym Eng Sci* 1986, 26, 1096.
- Tao, Z.; Yang, S.; Ge, Z.; Chen, J.; Fan, L. *Eur Polym J* 2007, 43, 550.
- Matsumoto, A.; Hasegawa, K.; Fukuda, A.; Otsuki, K. *J Appl Polym Sci* 1991, 43, 365.
- Hwang, H. J.; Wang, C. S. *J Appl Polym Sci* 1998, 68, 1199.